



Side Seams
Clip 1/4" at point where stitching stops.




© Perkins Dry Goods
Pocket Opening toward top.
Stop 1/4" from end



Side Seam
Sew panel 1 to panel 2. The top is offset by about the width of the strip.



Make two like this.



Side Seams
Continue sewing panel 2 to panel 3, then panel 3 to panel 4.



Bottom Seam
Place panel pairs right sides together.

Stop 1/4" from ends.